



**AVA X5**

DISCOVER MORE



Quick Battery Swapping Technology





**TAKE LIFE TO THE EDGE!**





ARTWORK MEETS SIMPLICITY







FASHION MEETS TECHNOLOGY







## REMOTE CONTROL OPERATION



Power Display



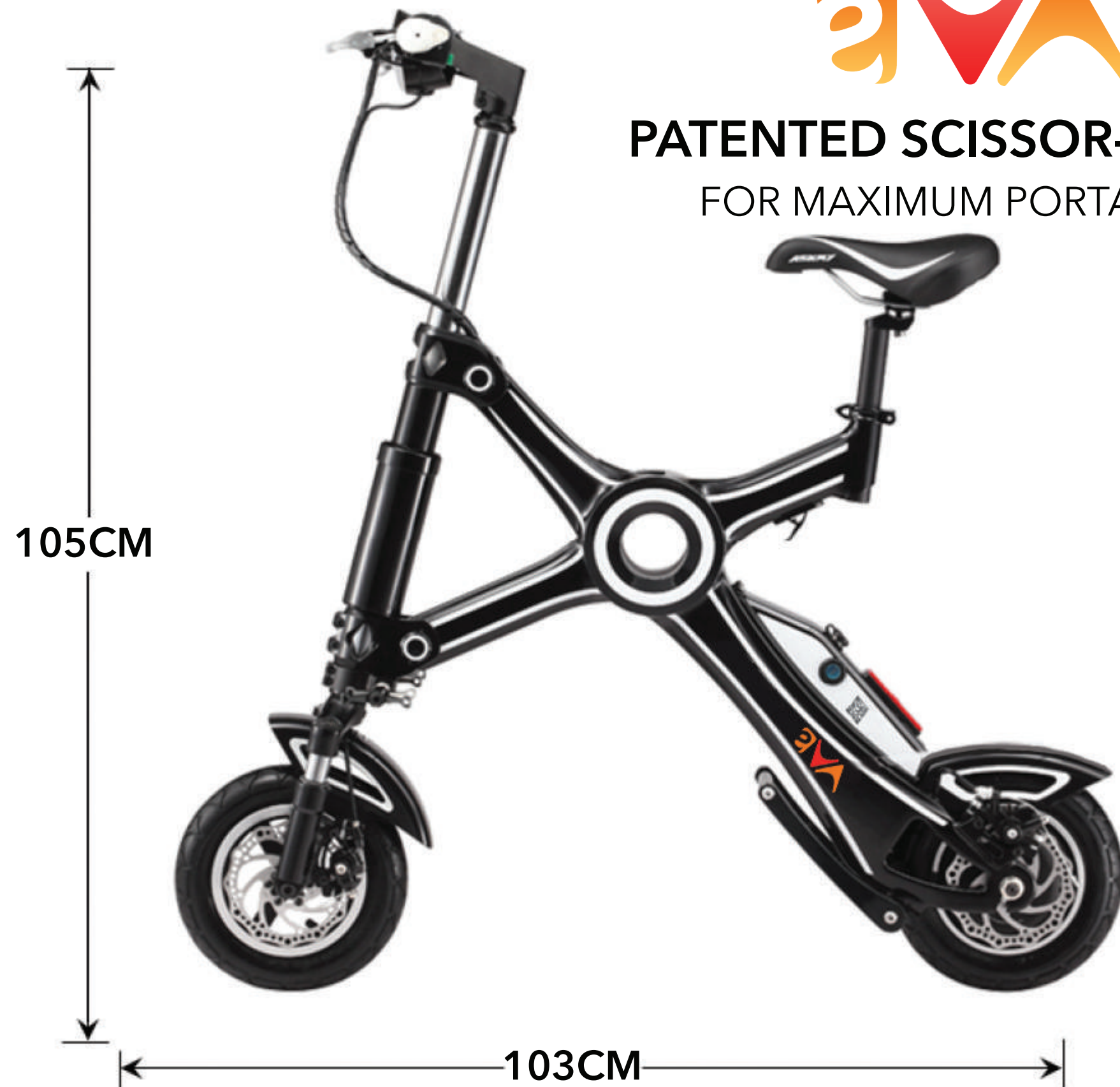


**MOBILITY MEETS PORTABILITY**





**PATENTED SCISSOR-DESIGN**  
FOR MAXIMUM PORTABILITY





MUSIC MOBILITY



SINGLE LEVER EASY FOLDING





## SMART POWER MANAGEMENT

### DETACHABLE POWER CORE

REMOVEABLE LITHIUM-ION BATTERY PACK  
SELF-LOCKING PLUG-IN WITH SECURE KEY

Ease of Replacement and Charging  
Can also be carried separately and safely!







## POWER CORE 36V PANASONIC BATTERY PACK

High Performance, Heavy-Duty, Maintenance-Free Lithium-Ion Power Pack

CE FCC RoHS UN38.3 MSDS UL Certified

- ✓ OVERCHARGE PROTECTION
- ✓ HIGH VOLTAGE / LOW VOLTAGE PROTECTION
- ✓ HIGH TEMPERATURE / LOW TEMPERATURE PROTECTION

Regular/Enhanced  
35/45km (20km/h)

5 years of life

600 TIMES FULL CHARGE

T TYPE WATERPROOF SOCKET

STRONG SM TYPE CHARGE PORT







## ENHANCED ENERGY MOTOR

250W HIGH HORSEPOWER  
BRUSHLESS DC MOTOR

High Performance, Heavy-Duty, Precision Assembly  
Top Speed: 35KM/H (Rider: 65KG)





## COMFORT GLIDE

DUAL SHOCK SUSPENSION  
FOR A SMOOTH RIDING EXPERIENCE





## COMFORT SEATING

ERGONOMICALLY DESIGNED  
MICROPOROUS POLYURETHANE (PU) VACUUM CUSHION SEAT  
FOR PROLOGED DRIVING PLEASURE

Heat Resistant Comfort Seating with Anti-Microbial properties







LARGE DISC BRAKES ON BOTH WHEELS



SPEED MEETS STABILITY

Braking Distance <4M (@20KM/H Speed)





**STYLE MEETS SIMPLICITY**

BUILT-IN POWERFUL COOL WHITE LED HEAD-LIGHT


Safe Driving in the Dark!






**STYLE MEETS SUSTAINABILITY**


ENVIRONMENT-FRIENDLY MOBILITY



Intelligent  
Technology



Zero  
Emissions



Time Saving /  
Energy Saving







## X5 SPECIFICATIONS

### BASIC PARAMETERS

Maximum Distance (Single Charge)	35KM (@20KM/H)
Top Speed	25KM/H (FACTORY SETTING: 20KM/H)
Display Information	Back-lit Display, Speed, Temperature, Odometer, Battery Level
Vehicle Weight	22KG
Maximum Load Limit	120KG (Safe Load <100KG)
Vehicle Size	Folded: 106 x 58 x 38CM   Unfolded: 105 x 103 x 55CM
Tyre Size	Front: 10" Pneumatic   Rear: 10" Pneumatic

### PERFORMANCE PARAMETERS

Motor	250W High Efficiency Brushless DC Motor
Controller	Dual-Mode Sine Wave Brushless Controller
Braking	Dual Disc Brakes Front and Rear
Climbing Gradient	<15°

### BATTERY


Brand	PANASONIC
Capacity	36V, 8.7AH
Charging Time	3h
Service Life	5 years or 500 Charging Cycles

### OTHER PARAMETERS

Color	Brilliant White, Fiery Red, Piano Black
Head / Tail Light	Powerful Built-in LED Head Lamp, Red LED Tail Lamp
Music	Ergonomically Contoured Comfort Saddle
Standard Accessories	110V-220V AC / DC Charger, Tool Kit

Disclaimer: Owing to continuous upgradation, all Technical Parameters are subject to change without notice; Pictures are for illustration purposes only, and may not reflect the actual Product





---

**EVOLVING YOU**

---

[www.valuadd.me/eva](http://www.valuadd.me/eva)